


MARSHALL EXCELSIOR BRASS COUPLINGS and ADAPTORS

SECTION A MARSHALL EXCELSIOR BRASS COUPLINGS and ADAPTORS

POL Adaptors



WINGNUT	EXCESS FLOW	OUTLET CONNECTION	TYPE NUMBER	LIST PRICES
NO	NO	1/4" MNPT	ME318A	6.20
YES	NO	1/4" MNPT	M318AW	14.94
NO	YES	9/16"-18" UNFLH	F110A	26.28
NO	YES	1/4" MNPT	F173A	23.60
YES	YES	1/4" MNPT	F173AW	25.38

Quick Closing Couplings




These units are installed on LP-Gas motor fuel lines, especially lift truck systems, to provide a quick closing coupling in the fuel line.

DESCRIPTION	APPLICATION	PART NUMBER	LIST PRICES
O-Ring	ME220M	T11673	.24
Gasket	ME220M	T12836	.70

INLET CONNECTION	OUTLET CONNECTION	REF. NO.	TYPENUMBER	LIST PRICES
			BRASS	
3/8" FNPT	1-1/4" M. Acme	9	ME220M	14.20
1-1/4" F. Acme	1/4" FNPT	10	ME220F	18.50

Swivel POL Adaptors




*7/8" Hex
#Soft Nose POL

DESCRIPTION	APPLICATION	PART NUMBER	LIST PRICES
O-Ring	ME388	MT12945	.30

POL CONNECTION	OTHER CONNECTION	LENGTH	REF. NO.	TYPENUMBER	LIST PRICES
Straight Male POL	1/4" MNPT	2-3/8"	1	ME318	2.50
		2-9/16"	2	ME319*	6.40
		3-1/2"	2	ME388#	26.80
		3-1/2"	1	ME322	8.40
Angle Male POL	1/4" MNPT	2-3/8"	3	ME320	5.00
				ME345	11.20
				ME348	15.20

Single Piece POL Adaptors



POL CONNECTION	OTHER CONNECTION	REF. NO.	TYPENUMBER	LIST PRICES	
Female POL	1/4" FNPT	4	ME301	9.10	
	3/8" FNPT		ME302	10.00	
	1/2" FNPT		ME303	10.16	
	3/4" FNPT		ME304	18.40	
	Female POL		ME305	10.40	
	1/4" x CGA1550	5	ME306	5.90	
	FPOL x CGA1550		ME308	19.20	
	Male POL	1/4" MNPT	6	ME284	3.80
		3/8" MNPT		ME285	6.80
		1/2" MNPT		ME286	7.10
3/4" MNPT		8	ME287	7.50	
1/4" FNPT			ME351	2.30	
3/8" MNPT			ME352	3.50	
1/2" MNPT			ME357	7.80	
3/8" SAE Flare	7	ME353	2.40		
1/2" SAE Flare		ME355	3.50		

Filler Coupling



Long knurled handle.

INLET CONNECTION	OUTLET CONNECTION	REF. NO.	TYPENUMBER	LIST PRICES
			BRASS	
1-1/4" F. Acme	1/4" MP		ME790	94.20

POL Filler Coupling



DESCRIPTION	APPLICATION	PART NUMBER	LIST PRICES
O-Ring	ME390	MT12945	.30

DESCRIPTION	PART NUMBER	LIST PRICES
Soft Nose Male POL x 1/4" MNPT (Brass) Nipple-6" O.A.L.	ME390	48.00
Female POL x 5/16" Female Acme QCC Swivel Filler Coupling	ME392	23.80

Filler Hose Adaptor



The ME570 enables the filling hose to be removed if filler valve fails to close.

DESCRIPTION	APPLICATION	PART NUMBER	LIST PRICES
Gasket	ME570	T13098	1.82
Washer	ME570	T13103	4.92

FILLER VALVE CONNECTION	HOSE END VALVE CONNECTION	BODY MATERIAL	TYPENUMBER	LIST PRICES
			BRASS	
1-3/4" F. Acme	1-3/4" M. Acme	Brass	ME570	35.80