

FISHER VALVES

www.FISHERregulators.com

SECTION A
FISHER VALVES

Globe and Angle Valves



Globe and angle valves are widely used at bulk plants to control gas flow in the piping system, at storage tanks, on trucks, and at pumps or compressors.



SERVICE	INLET & OUTLET CONNECTIONS	TYPE NUMBER				LIST PRICES
		Heavy-Duty Version		Economy Version		
		Globe	Angle	Globe	Angle	
LP-Gas and NH3	1/2" FNPT	N30104	N40104	—	—	152.02
	3/4" FNPT	N30106	N40106	—	—	152.02
	1" FNPT	N30108	N40108	—	—	158.60
	1-1/4" FNPT	N31010	N41010	—	—	261.96
	1-1/2" FNPT	N31012	N41012	—	—	431.56
	2" FNPT	N31016	N41016	—	—	383.40
LP-Gas	3" FNPT	N31024	N41024	—	—	1258.52
	1/2" FNPT	—	—	N35004	N45004	99.86
	3/4" FNPT	—	—	N35006	N45006	99.86

Emergency Shutoff Valves for Bulk Plants



Type N550 Snappy Joe emergency shutoff valves (ESVs) are designed for in-line installation, usually near bulkhead. The valves provide a means of shutting off gas in the event of a hose rupture or piping break at the transfer area to avoid a large scale loss of LP-Gas or NH3.

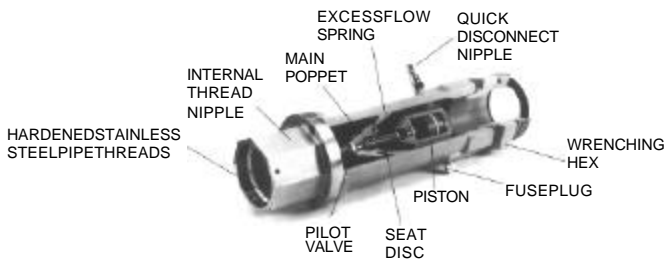


BODY SIZE	FLOW @ 2PSIG DIFFERENTIAL	ACCESSORIES	TYPE NUMBER	LIST PRICES
1-1/4" FNPT	75 gpm	P164B Cable Release P327DPneumatic Release P327CAir Cylinder	N55010	540.96
2" FNPT	115 gpm	P551 External Closing Spring T11395 Control Valve	N55016	1215.78
3" FNPT	275 gpm		N55024	1644.18

Emergency Shutoff Valves for Railroad Tank Cars



Snappy Joe Type N562 Emergency Shutoff Valves (ESVs) are designed for rail car protection and attach to the shutoff valves on railroad tank cars. Typically three N562s are used - two on the liquid lines and one on the vapor line. NFPA 58 regulations call for ESV protection on both sides of the transfer hose or piping.



SHUTOFF VALVE CONNECTION	HOSE CONNECTION	TYPE NUMBER	LIST PRICES
2" FNPT	3-1/4" Male Acme	N56226	2544.80

Hose End Valves

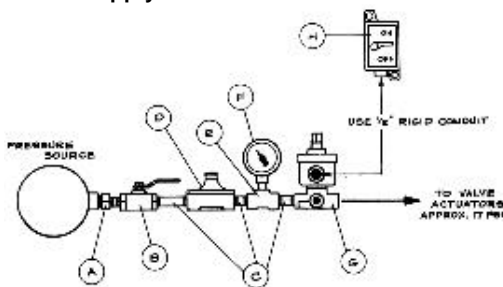


Type N480 hose end valves are intended for quick opening and closing during bobtail truck deliveries of LP-Gas or NH3. The N480's uni-que design prevents it from being opened unless attached to a 1-3/4" acme filler valve at the tank. The 45 degree angle body configuration gives maximum handling ease during the transfer operation.



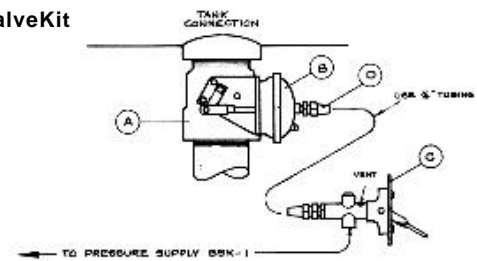
INLET CONNECTION	OUTLET CONNECTION	TYPE NUMBER	LIST PRICES
1" FNPT	1-3/4" F. Acme	N480	455.62

SSK-1 Pressure Supply Kit



PART NUMBERS SK-1				KIT LIST PRICE
REF.	QTY.	PRESSURE SUPPLY KIT INCLUDES:	PART NUMBER	
A	1	1/4" NPT Orifice Adapter	1449	670.92
B	1	1/4" Ball Valve	80	
C	1	1/4" x CL-X.H. Pipe Nipple	2AS0201	
C	2	1/4" x SH-X.H. Pipe Nipple	2AS0215	
C	1	1/4" x 4" -X.H. Pipe Nipple	2AS0240	
D	1	1/4" Regulator 30-60 PSI	67CW685	
E	1	1/4" Tee	2TE02	
F	1	Pressure Gauge 0-100 PSI	J503A	
G	1	Solenoid Vent Valve, 1/4" NPT	EF8314G35	
H	1	Remote Switch	FXS12C	

SSK-2 Tank Valve Kit



PART NUMBERS SK-2-16				KIT LIST PRICE
REF.	QTY.	TANK VALVE KIT NO. SK-2-16 INCLUDES:	PART NUMBER	
A	1	2" Internal Valve	C4271625	1260.00
B	1	AA-9 Actuator	AA9	
C	1	Air Valve	229637	
D	2	1/4" Tube Flare Nut	10004	

PART NUMBERS SK-2-24				KIT LIST PRICE
REF.	QTY.	TANK VALVE KIT NO. SK-2-24 INCLUDES:	PART NUMBER	
A	1	3" Internal Valve	C4272440	1390.00
B	1	AA-9 Actuator	AA9	
C	1	Air Valve	229637	
D	2	1/4" Tube Flare Nut	10004	